



SEA LANDER

LANDING CRAFT



PRINCIPAL PARTICULARS

Built	1976
Builder	Mitsu, Japan
Flag	Bahrain
Class	ABS
Class No.	7608980
Official No.	BH6280
IMO No.	A9D3103
Call Sign	8836285
GRT	147
NRT	44
Deadweight (T)	138

MACHINERY

Main Engines	3x GM 8V71
Power	720 Bhp
Generator	Mitsu/Deutz
Steering	Hand, Hydraulic
Propellers	3
Rudders	3

DECK EQUIPMENT

Anchors Winch (T)	35
Anchors	1x Aft, 2x Fwd (PS & SB)
Spud Supports	1x PS & SB
Fixed Fire Detection	Minerva 600
Safety Equipment	Solas Requirements
Ramp Width (m)	4.20
Accommodation	4 Prs.

SURVIVAL EQUIPMENT

PRINCIPAL DIMENSIONS

Length (m) LOA/LBP	31.00 / 29.92
Breadth (m)	8.00
Depth (m)	2.50
Max. Draft (m)	1.20

CARGO CAPACITIES

Fuel Oil (m ³)	80.2
Potable Water (m ³)	15.4
Ballast Water (m ³)	N/A
Cargo Capacity (T)	250

SPEED & CONSUMPTION

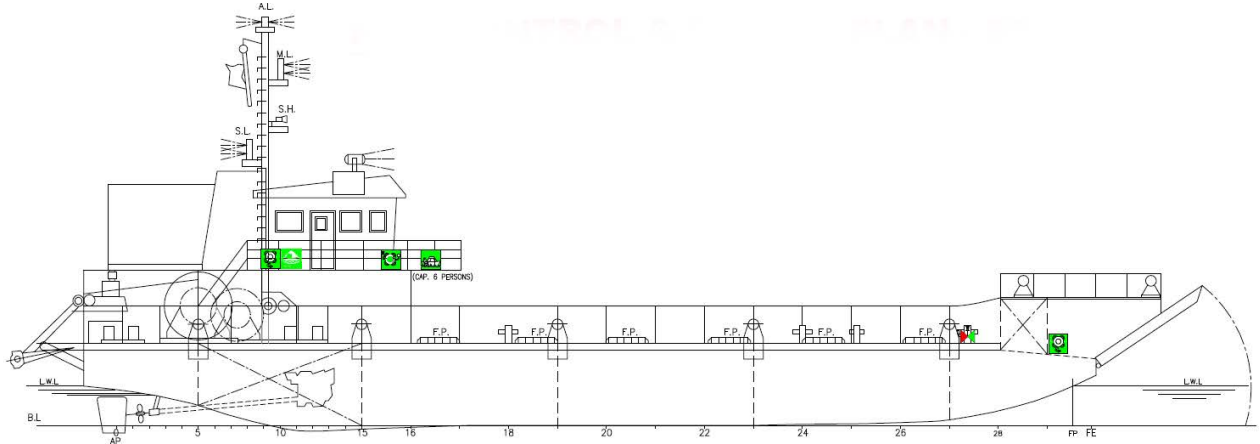
Max. Speed (Knots)	Approx. 10
Daily Consumption (T)	Approx. 1.0
Economical Speed (knots)	7
Fuel Type	MGO

NAVIGATION EQUIPMENT

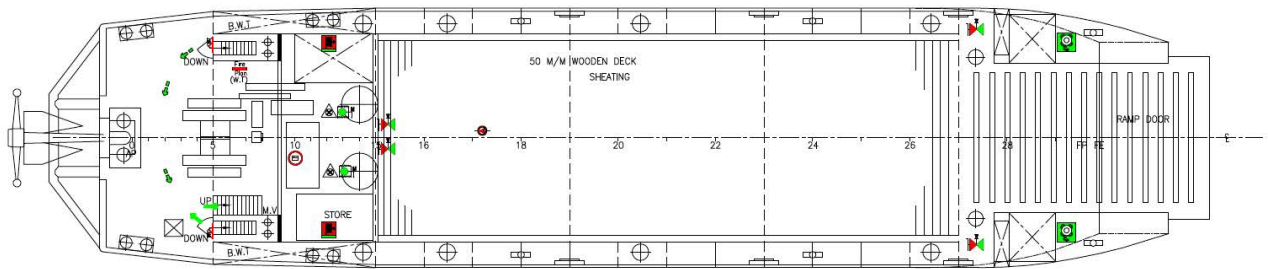
GPS	MK10
Radar	Furuno
EPIRB	Fitted
VHF Radio	Sailor
SSB Radio	Sailor
GMDSS	VHF SRH250
Magnetic Compass	Fitted



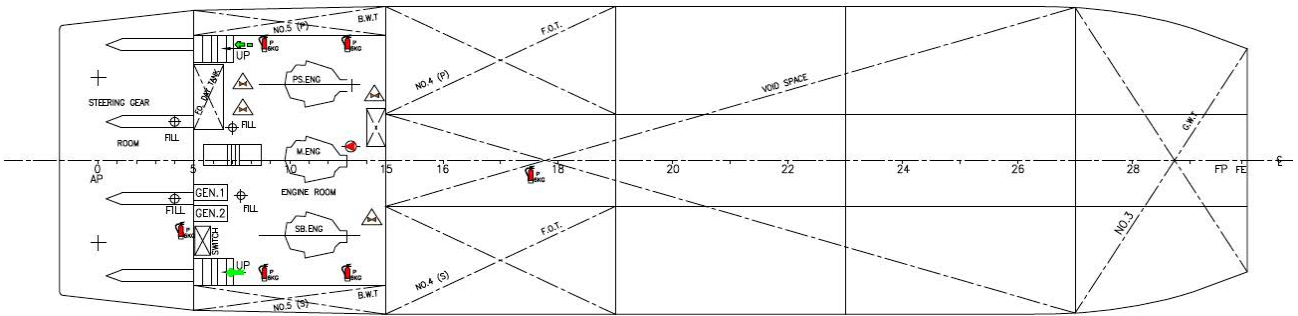
GENERAL ARRANGEMENT PLAN - SEA LANDER



SIDE VIEW



MAIN DECK VIEW



BELOW MAIN DECK VIEW